

ENDOMETRIOSIS SURGERY: FROM A TO Z

PROGRAMME

OCTOBER 21 - 23



2024

ircad
France

STRASBOURG
UNIVERSITY

Course director

A. Wattiez (FR)

COURSE ENDORSEMENT AND ACCREDITATION



This course is accredited by the European Accreditation Council for Continuing Medical Education (EACCME) to provide the following CME activity for medical specialists. The EACCME is an institution of the European Union of Medical Specialists (UEMS).

EACCME credits are also recognized by the American Medical Association towards the Physician's Recognition Award (PRA).



AMERICAN COLLEGE OF SURGEONS • DIVISION OF EDUCATION
ACCREDITED EDUCATION INSTITUTES
ENHANCING PATIENT SAFETY THROUGH SIMULATION
ACCREDITED EDUCATION INSTITUTE

COURSE OBJECTIVES

- To review different options for pathophysiology
- To understand the different classifications and their limits
- To be able to refer the patients who need bowel resection
- To know the guidelines for ablation of severe endometriosis
- To understand the complications, their management and prevention
- To know the prognosis and the postoperative management

COURSE DIRECTOR

Arnaud WATTIEZ – France

LATIFA WOMEN AND CHILDREN HOSPITAL, DUBAI, UAE

FACULTY

Nour ABO SADA

LATIFA WOMEN AND CHILDREN HOSPITAL, DUBAI, UAE

Joao ALVES

HOPITAL DA LUZ, LISBOA, Portugal

Eiman ALZAHMI

LATIFA WOMEN AND CHILDREN HOSPITAL, DUBAI, UAE

Istvan ARGAY

LIFE EXPERT CENTRE, LEUVEN, BELGIUM

Caterina EXACOUSTOS

UNIVERSITA DEGLI STUDI DI ROMA TOR VERGATA, ROMA, ITALY

Emilie FALLER

C.H.U. DE HAUTEPIERRE, STRASBOURG, FRANCE

Joana FARIA

MATERNIDADE DR ALFREDO DA COSTA, LISBOA, PORTUGAL

Helder FERREIRA CARVALHO

CENTRO HOSPITALAR DO PORTO, PORTO, PORTUGAL

Nasir HABIB

CENTRE HOSPITALIER FRANÇOIS QUESNAY, MANTES LA JOLIE, FRANCE

Zeinab HAKIM

LATIFA WOMEN AND CHILDREN HOSPITAL, DUBAI, UAE

Jörg KECKSTEIN (live)

ENDOMETRIOSIS CENTER, VILLACH, AUSTRIA

Philippe KONINCKX

PRIVATE PRACTICE, LEUVEN, BELGIUM

Susana MAIA – Portugal

CENTRO HOSPITALAR DO BAIXO VOUGA, AVEIRO, Portugal

Mario MALZONI (live)

MALZONI MEDICAL CENTER, AVELLINO, ITALY

Chuck MILLER (live)

CHARLES E. MILLER, M.D., S.C. & ASSOCIATES, NAPERVILLE, USA

Ceana NEZHAT (live)

NEZHAT MEDICAL CENTER, ATLANTA, USA

Filipa OSORIO (live)

HOSPITAL DA LUZ, LISBOA, PORTUGAL

Resad PASIC

UNIVERSITY OF LOUISVILLE, LOUISVILLE, USA

Benoît RABISCHONG

CICE, CLERMONT FERRAND, FRANCE

Cristina REDONDO

HOSPITAL UNIVERSITARIO VITHAS MADRID LA MILAGROSA, MADRID, SPAIN

Brice RODRIGUEZ

SOUTHMEAD HOSPITAL, BRISTOL, UK

Shin TAKENAKA

NATIONAL CANCER CENTER HOSPITAL EAST, JAPAN

Anastasia USSIA

VILLA DEL ROSARIO, ROMA, ITALY

Alberto VAZQUEZ

VI BARCELONA, BARCELONA, SPAIN

Each IRCAD faculty member confirms that any conflict of interest they may declare has no bearing on any scientific activity during the courses: all course content is fair, balanced, and free of commercial bias.

Monday October 21, 2024

MORNING

08.15 am Welcoming of participants (course material, administrative data)

08.30 INTRODUCTORY LECTURES (Auditorium LINDBERGH)

08.30 - 09.30 Applied techniques of endoscopic surgery in severe endometriosis A. Wattiez

09.30 - 10.00 Endometriosis physiopathology P. Koninckx

10.00 ANATOMY & ULTRASOUND IMAGING

10.00 - 10.20 Anatomy of the bladder and ureter J. Alves

10.20 - 10.40 Ultrasound imaging of bladder and ureter C. Exacoustos

10.45 am Coffee Break

11.00 ANATOMY & ULTRASOUND IMAGING

11.00 - 11.20 Anatomy of the posterior pelvis N. Habib

11.20 - 11.40 Ultrasound imaging posterior pelvic compartment C. Exacoustos

11.40 - 12.00 Anatomy of the parametria B. Rabischong

12.00 - 12.20 Ultrasound imaging of the parametria C. Exacoustos

12.20 GENERAL STRATEGIES TO BE IMPLEMENTED IN DEEP ENDOMETRIOSIS

12.20 - 12.50 Feasibility of nerve- sparing surgery in DIE B. Rabischong

01.00 pm Lunch at the institute

Monday October 21, 2024

AFTERNOON

01.45 THEORY BEFORE HANDS-ON TRAINING (Auditorium LINDBERGH)

01.45 – 02.05 Suturing I. Argay

02.05 – 02.25 Prelab session I. Alzahmi

02.30 HANDS-ON TRAINING ON LIVE TISSUE (Laboratory – 3rd Floor)

02.30 – 06.00	<ul style="list-style-type: none"> ▪ Basic principles of laparoscopy ▪ Dissection of retroperitoneal spaces ▪ Vascular dissection, experimental injuries, and repair ▪ Ureter dissection, division, and re-anastomosis 	N. Abo Sada	P. Koninckx
		J. Alves	S. Maia
		E. Alzahmi	R. Pasic
		I. Argay	L. Piemont
		E. Faller	B. Rabischong
		J. Faria	C. Redondo
		H. Ferreira Carvalho	B. Rodriguez
		N. Habib	S. Takenaka
		Z. Hakim	A. Ussia
			A. Vazquez
	A. Wattiez		

06.00 pm End of session

08.00 pm Dinner at La Brasserie des Haras Restaurant

Tuesday October 22, 2024

MORNING

08.15 am Welcome coffee

08.30 DIAGNOSTIC STRATEGIES (Auditorium LINDBERGH)

08.30 – 09.00 What is the significance of an endometriosis classification in everyday clinical and scientific life? **J. Keckstein**
(by Zoom)

09.00 LIVE SURGERY

Moderators: J. Faria & A. Wattiez

09.00 – 10.30 Live surgery from Lisbon, Portugal **F. Osorio**

10.30 am Coffee Break

11.00 SURGICAL STRATEGY IN URINARY ENDOMETRIOSIS

11.00 – 11.30 Ureter **N. Habib**

11.30 – 12.00 Bladder **A. Ussia**

12.00 – 12.30 Outcome **N. Abo Sada**

12.30 IMMUNOFLUORESCENCE

12.30 – 01.00 Role of immunofluorescence in endometriosis **H. Ferreira**

01.00 – 01.15 Discussion

01.15 pm Lunch at the institute

Tuesday October 22, 2024

AFTERNOON

02.00 HANDS-ON TRAINING ON LIVE TISSUE (Laboratory - 3rd Floor)

02.00 – 06.00	<ul style="list-style-type: none"> ▪ Basic principles of laparoscopy ▪ Dissection of retroperitoneal spaces ▪ Vascular dissection, experimental injuries, and repair ▪ Ureter dissection, division, and re-anastomosis 	N. Abo Sada	S. Maia
		J. Alves	R. Pasic
		E. Alzahmi	L. Piemont
		I. Argay	C. Redondo
		E. Faller	B. Rodriguez
		J. Faria	S. Takenaka
		N. Habib	A. Ussia
		Z. Hakim	A. Vazquez
		P. Koninckx	A. Wattiez

06.00 pm End of session

Wednesday October 23, 2024

MORNING

08.15 am Welcome coffee

08.30 PITFALLS & COMPLICATIONS (Auditorium LINDBERGH)

08.30 – 09.00 Posterior compartment is a challenge, where are the pitfalls Z. Hakim

09.00 – 09.30 Fertility results after endometriosis surgery and place of IVF A. Vazquez

09.30 LIVE SURGERY

Moderators: J. Faria & A. Wattiez

09.30 – 11.30 Live surgery from Avellino, Italy M. Malzoni

09.30 – 11.30 Live surgery from Porto, Portugal H. Ferreira
Carvalho

Open Coffee Break

11.30 ADENOMYOSIS

11.30 – 12.00 Surgery of adenomyosis E. Alzahmi

11.15 BOWEL ENDOMETRIOSIS

12.00 – 12.30 Find the right technique, knowing the limits & risks I. Argay

12.30 – 01.00 Surgical technique to prevent complication after bowel surgery B. Rodriguez

01.00 pm Lunch at the institute

Wednesday October 23, 2024

AFTERNOON

02.00 ENDOMETRIOMA (Auditorium LINDBERGH)

02.00 – 02.30 Endometrioma

C. Miller
(by Zoom)

02.30 THORACIC & DIAPHRAGMATIC ENDOMETRIOSIS

02.30 – 03.00 Thoracic and diaphragmatic endometriosis

Cea. Nezhat
(by Zoom)

03.00 COMPLICATIONS

03.00 – 03.30 Complications of laparoscopic treatment in DIE

R. Pasic

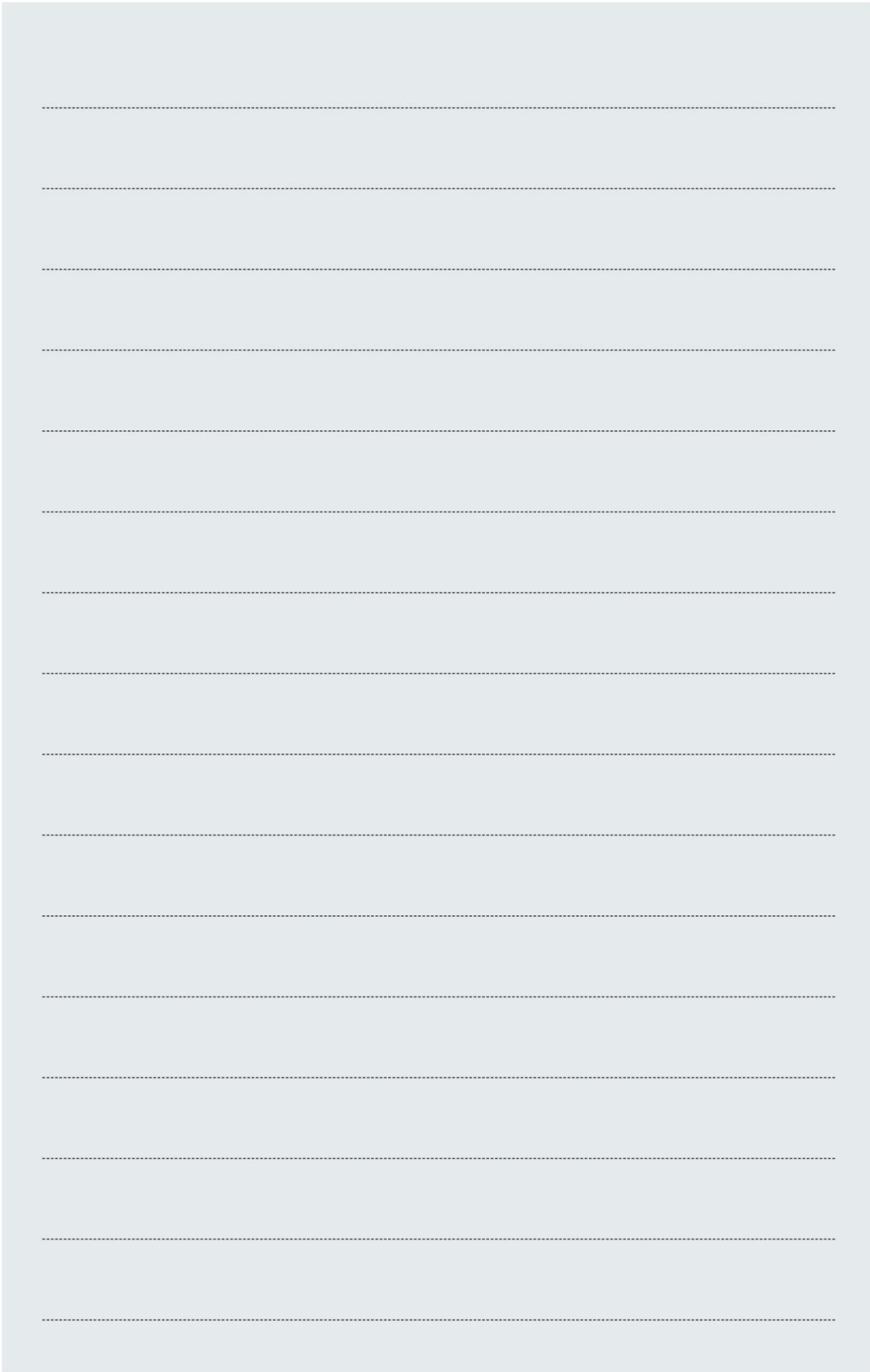
03.30 WRAP UP

03.30 – 04.00 Discussion & conclusion

A. Wattiez

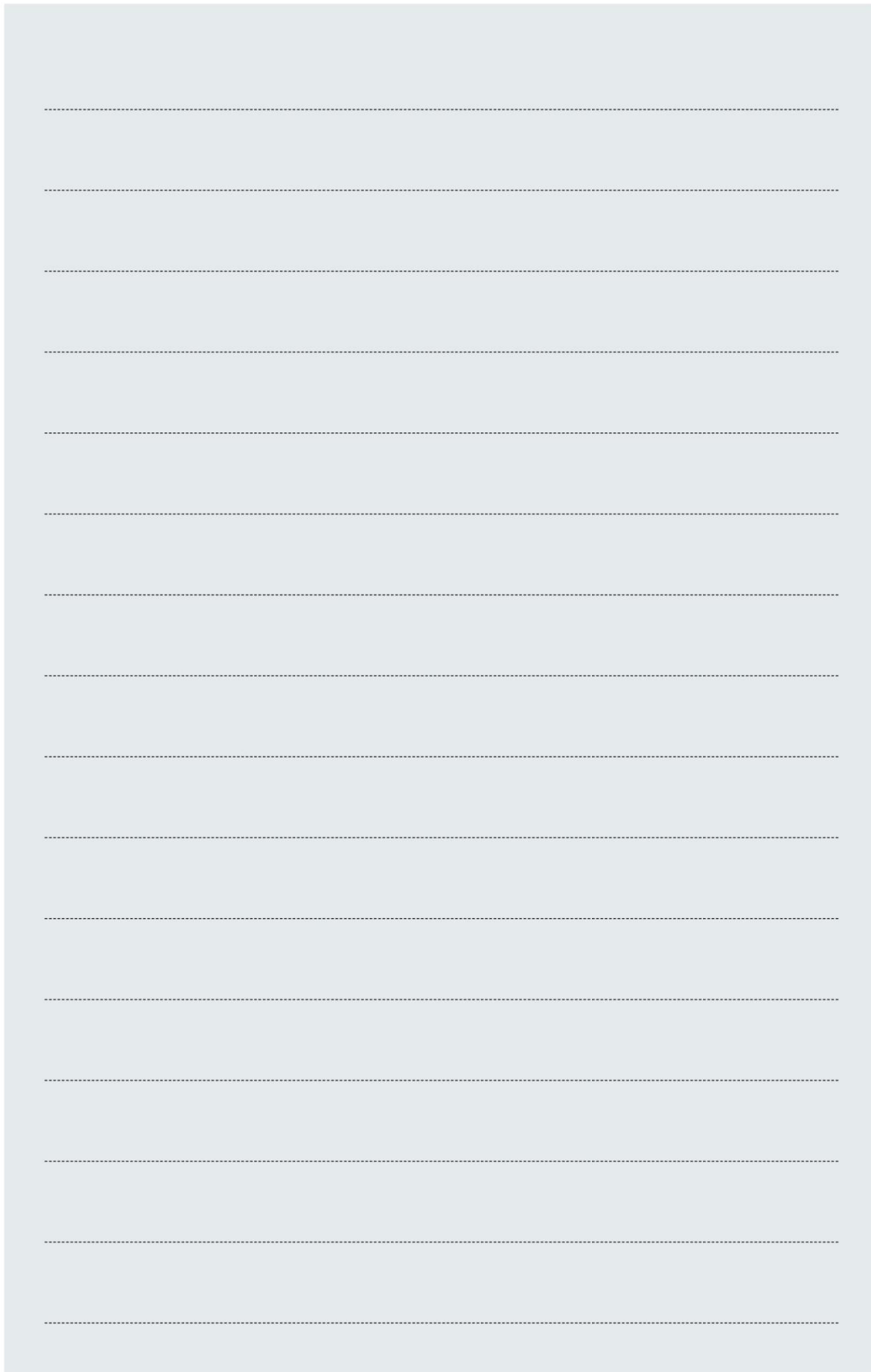
04.00 pm End of the session – Delivery of certificate of attendance

NOTE PAD

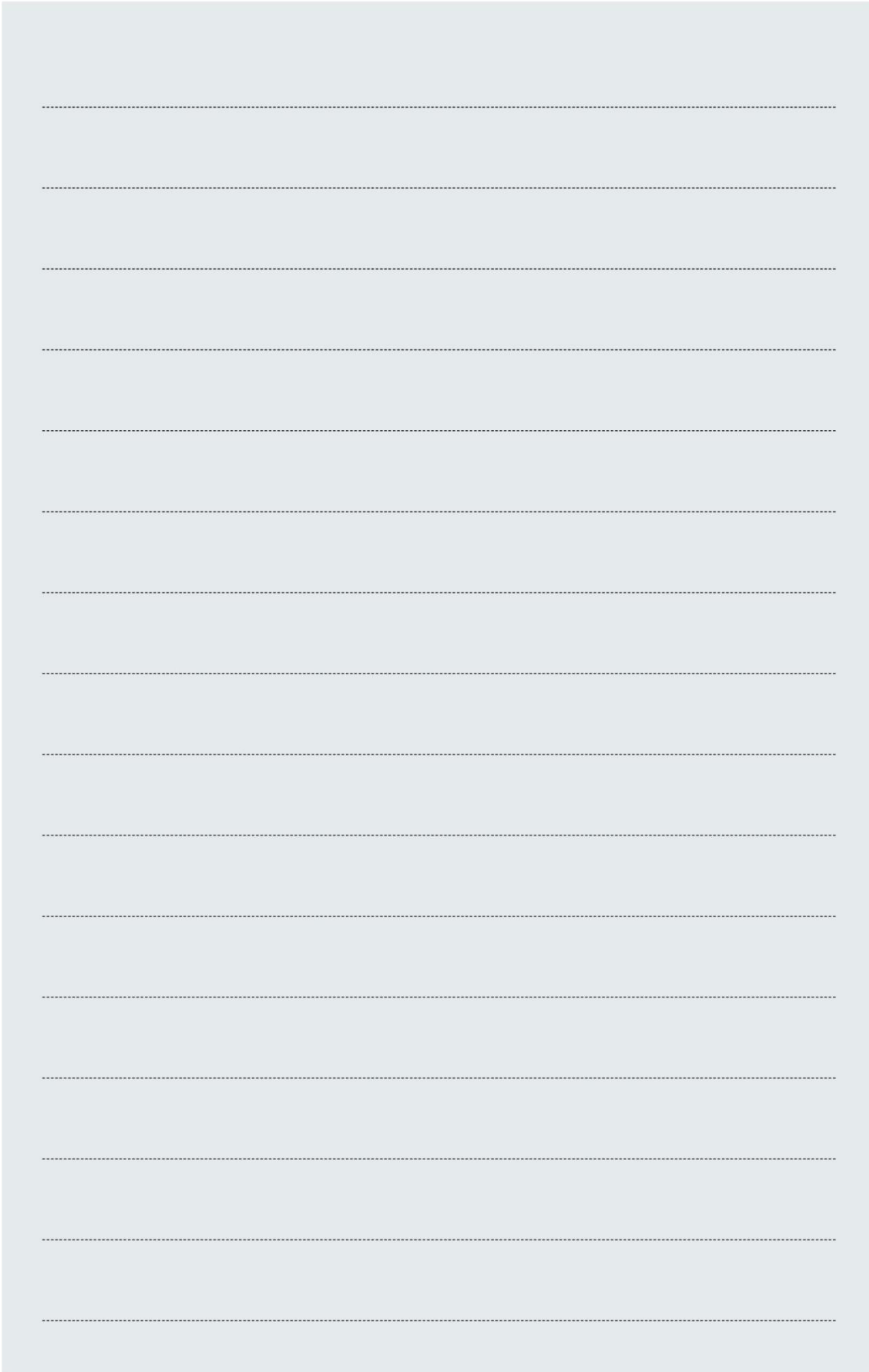


A large, light gray rectangular area containing 20 horizontal dashed lines, serving as a note-taking space.

NOTE PAD



NOTE PAD



A large, light gray rectangular area containing 20 horizontal dashed lines, serving as a note pad.