

ADVANCED TECHNIQUES IN LAPAROSCOPIC GYNECOLOGIC SURGERY

PROGRAMME

DECEMBER 16 - 18



2024

ircad
France

STRASBOURG
UNIVERSITY

Course director

A. Wattiez (FR)

COURSE ENDORSEMENT AND ACCREDITATION



This course is accredited by the European Accreditation Council for Continuing Medical Education (EACCME) to provide the following CME activity for medical specialists. The EACCME is an institution of the European Union of Medical Specialists (UEMS). EACCME credits are also recognized by the American Medical Association towards the Physician's Recognition Award (PRA).



AMERICAN COLLEGE OF SURGEONS • DIVISION OF EDUCATION[®]
ACCREDITED EDUCATION INSTITUTES
ENHANCING PATIENT SAFETY THROUGH SIMULATION
ACCREDITED EDUCATION INSTITUTE

COURSE OBJECTIVES

The course will be focused on gynecologic surgery with the following objectives:

- To provide the basic skills required for good progress in clinical laparoscopic practice
- To describe technical steps used for advanced laparoscopic procedures
- To describe results and potential complications, and how to prevent them
- To practice on live tissue to give participants the technical tools to improve their practice

COURSE DIRECTOR

Arnaud WATTIEZ, LATIFA WOMEN AND CHILDREN HOSPITAL, DUBAI, UAE

FACULTY

Nour ABO SADA - LATIFA WOMEN AND CHILDREN HOSPITAL, DUBAI, UAE

Joao ALVES - HOSPITAL DA LUZ, LISBOA, PORTUGAL

Eiman ALZAHMI - LATIFA WOMEN AND CHILDREN HOSPITAL, DUBAI, UAE

Istvan ARGAY - LIFE EXPERT CENTRE, LEUVEN, BELGIUM

Helder FERREIRA CARVALHO - CENTRO HOSPITALAR DO PORTO, PORTO, PORTUGAL

Boris GABRIEL - ST. JOSEFS-HOSPITAL, WIESBADEN, GERMANY

Hanan GHARBI - LATIFA WOMEN AND CHILDREN HOSPITAL, DUBAI, UAE

Juan GILABERT-ESTELLES - HOSPITAL GENERAL UNIVERSITARIO, VALENCIA, SPAIN

Zeinab HAKIM - LATIFA WOMEN AND CHILDREN HOSPITAL, DUBAI, UAE

Susana MAIA - CENTRO HOSPITALAR DO BAIXO VOUGA, AVEIRO, PORTUGAL

Ricardo OLIVA - POLICLINICO A. GEMELLI, ROMA, ITALY

Lucie PIEMONT - CENTRE HOSPITALIER, HAGUENAU, FRANCE

Benoît RABISCHONG - CICE, CLERMONT FERRAND, FRANCE

Cristina REDONDO - INSTITUTO UNIVERSITARI DEXEUS, BARCELONE, SPAIN

Brice RODRIGUEZ - CALDERDALE AND HUDDERSFIELD NHS FOUNDATION TRUST, UK

Pantelis TROMPOUKIS - IASO HOSPITAL, ATHENS, GREECE

Each IRCAD faculty member confirms that any conflict of interest they may declare has no bearing on any scientific activity during the courses: all course content is fair, balanced, and free of commercial bias.

Monday December 16, 2024

MORNING

08.15 am Welcoming of participants (course material, administrative data)

08.30 INTRODUCTIVE LECTURE

Welcome & IRCAD guidelines

08.45 Laparoscopic surgical rules A. Wattiez

09.30 ANATOMY

Constructive anatomy J. Alves

09.45 Abdominal wall anatomy S. Maia

10.00 Central spaces H. Gharbi

10.20 Lateral spaces and nerves B. Rabischong

10.45 am Coffee Break

11.00 ANATOMY

Vessels & ureters C. Redondo

11.30 Quizz and discussion A. Wattiez

12.00 ENERGY

Energies H. Ferreira Carvalho

12.30 pm Lunch at the institute

Monday December 16, 2024

AFTERNOON

01.30 SUTURING

Laparoscopic suturing: theory for loading the needle and different knotting techniques

I. Argay

02.00 PRE-LAB SESSION

A. Wattiez

02.30 HANDS-ON TRAINING ON LIVE TISSUE (Laboratory – 3rd Floor)

Supervisors

02.30 to 05.00

Faculty rotation per table

Practice under Faculty supervision

N. Abo Sada

J. Alves

E. Alzhami

I. Argay

H. Ferreira

B. Gabriel

H. Gharbi

J. Gilaberts-Estelles

Z. Hakim

S. Maia

R. Oliva

C. Redondo

B. Rodriguez

P. Trompoukis

A. Wattiez

05.00 to 05.50

Free practice

Procedures:

- ✓ Dissection in the retroperitoneal space
- ✓ Cystotomy and bladder reconstruction
- ✓ Intra and Extra corporeal knots
- ✓ Lymphadenectomy

06.00 pm End of the session

08.00 pm Dinner at Restaurant La Brasserie des Haras

Tuesday December 17, 2024

MORNING

08.15 am Welcome coffee

08.30 HYSTERECTOMY

Technique principles and tips & tricks H. Gharbi

09.00 Difficult scenario Z. Hakim

09.30 Strategies to prevent vaginal dehiscence and vault prolapse at TLH B. Rodriguez

10.00 PRE-RECORDED LIVE SURGERY

Total laparoscopic hysterectomy A. Wattiez

11.00 am Coffee Break

11.15 MYOMECTOMY

Technique principles P. Trompoukis

11.45 Anatomical considerations and tips and tricks for difficult myomectomy J. Gilabert-Estelles

12.15 PRE-RECORDED LIVE SURGERY

Myomectomy A. Wattiez

01.15 pm Lunch at the institute

Tuesday December 17, 2024

AFTERNOON

02.00 HANDS-ON TRAINING ON LIVE TISSUE (Laboratory – 3rd Floor)

Supervisors

02.00 to 05.00

Faculty rotation per table

Practice under Faculty supervision

N. Abo Sada

J. Alves

E. Alzhami

05.00 to 05.50

I. Argay

Free practice

H. Ferreira

B. Gabriel

H. Gharbi

Procedures:

J. Gilaberts-Estelles

✓ Nephrectomy

Z. Hakim

✓ Simulation of bowel injury and reconstruction

S. Maia

✓ Micro re-anastomosis of the ureter

R. Oliva

L. Piemont

C. Redondo

B. Rodriguez

P. Trompoukis

A. Wattiez

06.00 pm End of session - Evening free

Wednesday December 18, 2024

MORNING

08.15 am Welcome coffee

08.30 PELVIC FLOOR

Technique principles

B. Gabriel

09.00 PRE-RECORDED LIVE SURGERY

Sacrocolpopexy

A. Wattiez

10.00 DEEP ENDOMETRIOSIS

Strategy in endometriosis

A. Wattiez

10.30 am Coffee Break

10.45 DEEP ENDOMETRIOSIS

Urinary endometriosis

N. Abo Sada

11.15 Bowel endometriosis

H. Ferreira Carvalho

11.45 Adenomyosis: diagnostic and treatment

H. Gharbi

12.15 PRE-RECORDED LIVE SURGERY

Endometriosis surgery

A. Wattiez

01.15 pm Lunch at the institute

Wednesday December 18, 2024

AFTERNOON

02.00 ADNEXAL MASSES

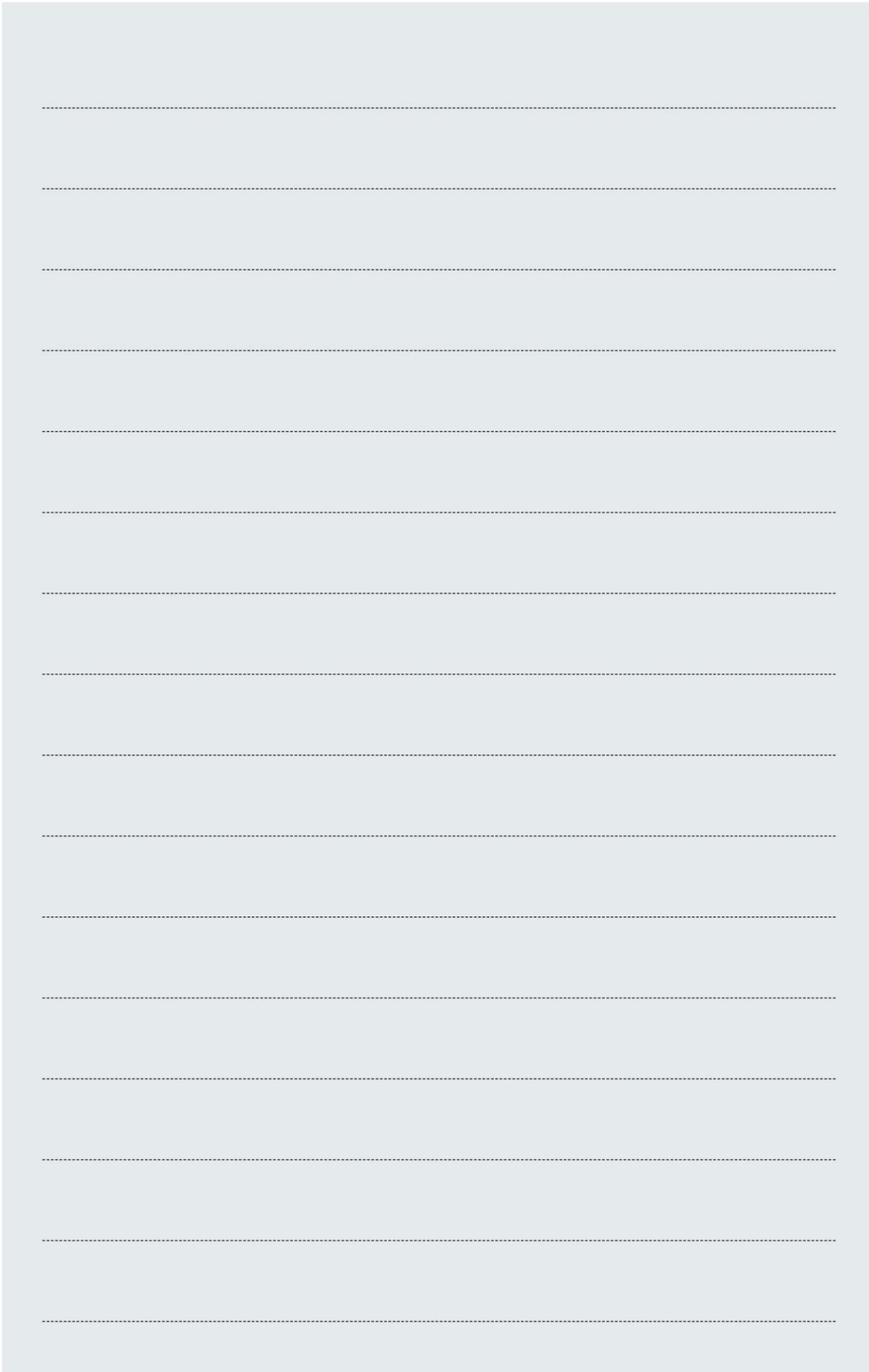
-
- | | | |
|-------|--|-------------|
| 02.00 | Management of benign ovarian cysts | I. Argay |
| 02.30 | Specific aspects of endometrioma treatment | N. Abo Sada |

03.00 COMPLICATIONS

-
- | | | |
|-------|--|------------|
| 03.00 | Safe entry: how to avoid complications | S. Maia |
| 03.20 | Bowel complications | A. Wattiez |
| 03.40 | Urinary complications | E. Alzhami |
| 04.00 | Discussion and wrap-up | A. Wattiez |

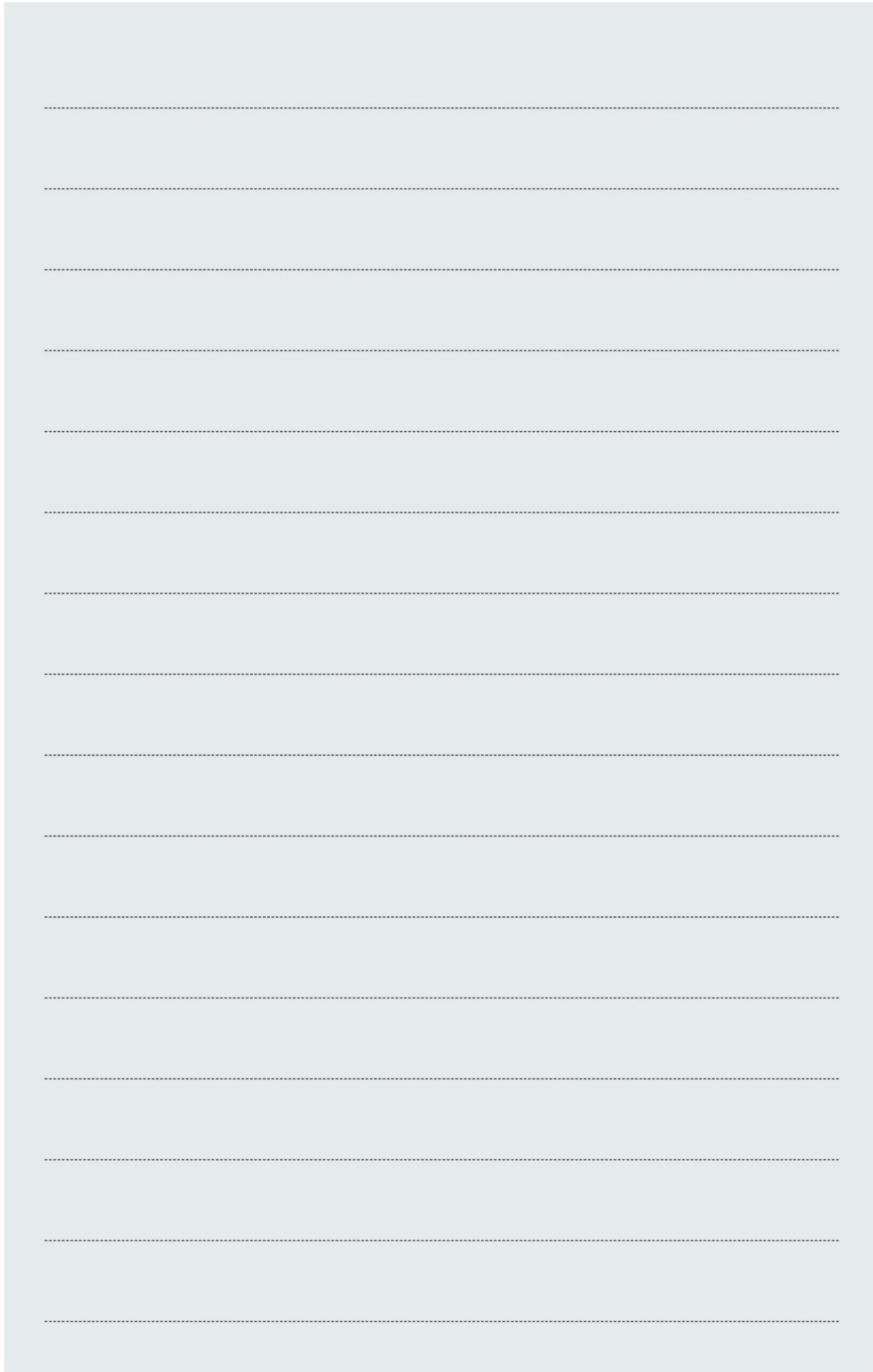
04.10 pm End of the session – Delivery of certificate of attendance

NOTE PAD



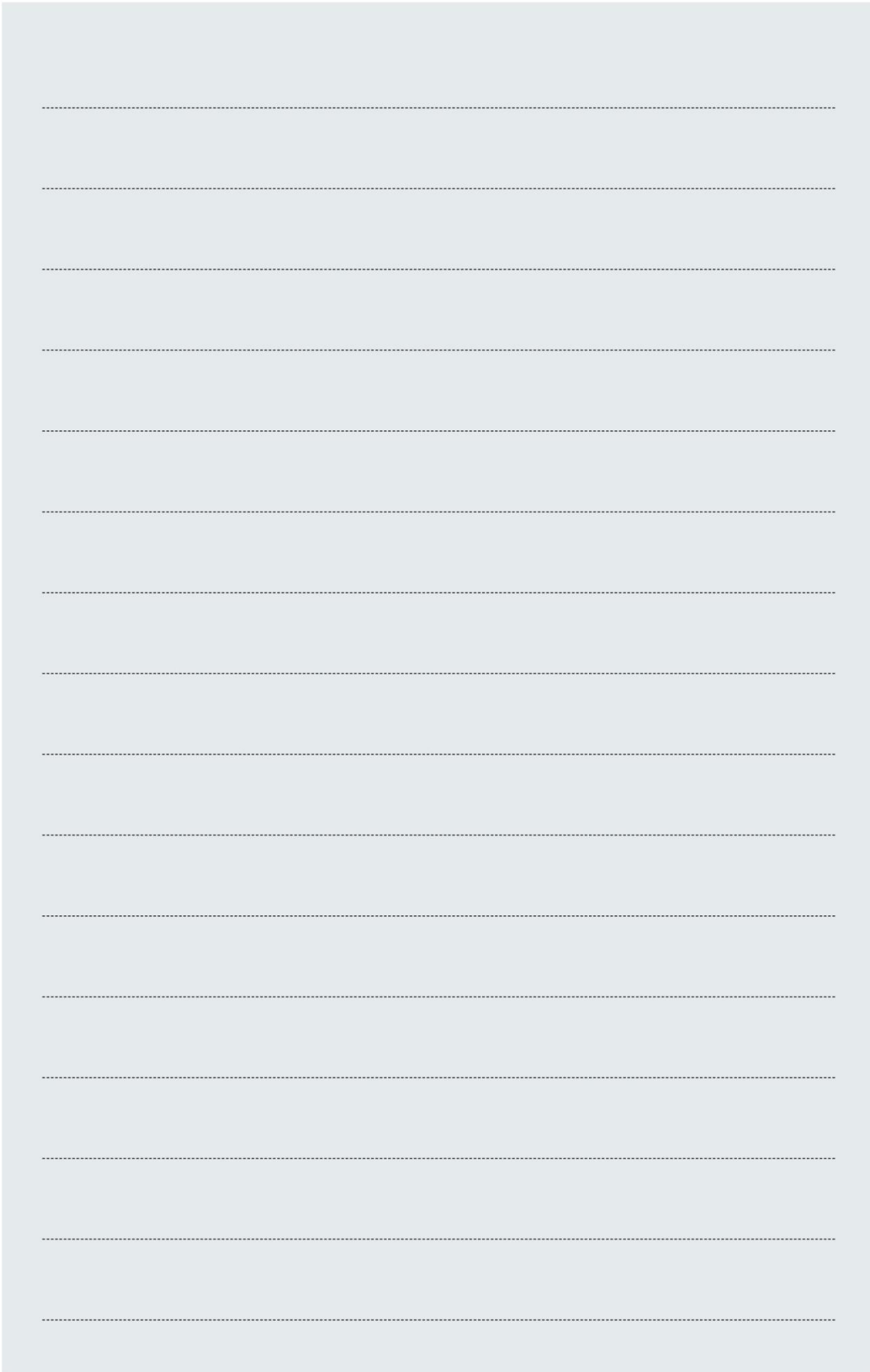
A large, light gray rectangular area containing 20 horizontal dashed lines, serving as a note-taking space.

NOTE PAD



A large rectangular area with a light gray background and horizontal dashed lines, serving as a note pad. The lines are evenly spaced and extend across the width of the area.

NOTE PAD



A large, light gray rectangular area containing 20 horizontal dashed lines, serving as a note-taking space.