

PROCTOLOGICAL SURGERY

PROGRAMME

ircad
France
STRASBOURG
UNIVERSITY



DATE

MARCH 12 - 13

COURSE DIRECTORS

P. Meinero (IT)

J. Marescaux (FR, RW)

A. Forgione (IT)

FACULTY

Mariama **BARROSO DE LIMA** (BR) IRCAD – Rio de Janeiro, Brazil

Antonio **D'URSO** (IT) Policlinico Umberto I - University « La Sapienza », Rome, Italy

Mahmoud **FARGHALY** (KW) Farwanya Hospital – Kuwait City, Kuwait

Antonello **FORGIONE** (IT) IRCAD Hôpitaux Universitaires, Strasbourg, France

Paolo **GIAMUNDO** (IT) Clinica Città di Bra (CN) / Casa di Cura Petrucciani - Lecce - Italy

Pasquale **GIORDANO** (UK) Royal London Hospital - London - UK

Alfonso **LAPERGOLA** (IT) NHC - Strasbourg - France

Piercarlo **MEINERO** (IT) Villa Montallegro Clinic, Genova, Italy

Gabriele **NALDINI** (IT) San Rossore Private Hospital - Pisa, Italy

Giulio **SANTORO** (IT) Humanitas Gavazzeni & Castelli, Bergamo Italy

Each IRCAD faculty member confirms that any conflict of interest they may declare has no bearing on any scientific activity during the courses: all course content is fair, balanced, and free of commercial bias.

COURSE OBJECTIVES

The course will be focused on the treatment of patients suffering from proctological and pelvic floor disorders with the following objectives:

- To improve surgical outcomes in proctology
- To improve our patients' quality of life
- To learn about modern technologies for preoperative diagnosis and planning
- To learn about new technologies for intraoperative navigation and manipulation
- To improve multimodal surgical treatment in the field of proctology
- To undertake hands-on practice on live tissue, pelvic trainer and models in the experimental lab

COURSE ENDORSEMENT AND ACCREDITATION



This course is accredited by the European Accreditation Council for Continuing Medical Education (EACCME) to provide the following CME activity for medical specialists. The EACCME is an institution of the European Union of Medical Specialists (UEMS).

EACCME credits are also recognized by the American Medical Association towards the Physician's Recognition Award (PRA).



AMERICAN COLLEGE OF SURGEONS • DIVISION OF EDUCATION[®]
ACCREDITED EDUCATION INSTITUTES
 ENHANCING PATIENT SAFETY THROUGH SIMULATION
 ACCREDITED EDUCATION INSTITUTE

Thursday, March 12 - 2026

Morning

07.45 am

Registration

08.00 am

Welcome & Introduction of Faculty Members

J. Marescaux - P.Meinero

08.10 am **ANAL FISTULA** **Pre-recorded Operative Demonstration**

Chairmen: *A. D'Urso - A. Forgione*

Operative Cases (Video and Discussion)

- VAAFT: Video-assisted anal fistula treatment: everything you need to know P. Meinero - 20'
- Complex and recurrent anal fistula. A very difficult case M. Barroso de Lima - 20'
- LIFT Technique M. Farghaly - 20'
- Fistula laser closure (FiLaC technique) P. Giamundo - 20'
- Transanal opening of the intersphincteric space (TROPIS) for complex anal fistula: a new concept G. Naldini - 20'
- What happens if the seton is misplaced? Its current meaning. P. Meinero - 20'
- Stem cells in anal fistula and fecal incontinence G. Naldini - 20'
- Crohn's anal fistula P. Giordano - 20'

10:50 am **COFFEE BREAK**

- Horseshoe fistula: surgical challenge M. Farghaly - 20'
- Minimally Invasive techniques combined with traditional ones P. Giordano - 20'
- The fistuloscope: an excellent diagnostic tool A. D'Urso - 20'
- Digital Video-anoscopy G. Santoro - 20'

OPEN DISCUSSION

01.00 pm **GROUP PICTURE & LUNCH**

Thursday, March 12 - 2026

Afternoon

02.00 pm PILONIDAL SINUS Pre-recorded Operative Demonstration

Chairmen: P. Meinero – M. Farghaly

Operative Cases (Video and Discussion)

- E.P.Si.T: Endoscopic pilonidal sinus treatment step-by-step P. Meinero - 20'
- E.P.Si.T and its variants M. Barroso de Lima - 20'
- Bascom pit-picking & Gips procedure: when and why M. Barroso de Lima - 20'
- SiLaC technique: all you need to know P. Giamundo - 20'
- Karydakis and Limberg flaps P. Giordano - 20'
- Ultrasonography for pilonidal disease and anal fistula G. Santoro - 20'

OPEN DISCUSSION

04:00 pm COFFEE BREAK

04.20 pm TECHNIQUES FOR RECTAL PROLAPS & HEMORRHOIDS Pre-recorded Operative Demonstration

Chairmen: A. Forgione – P. Meinero

- Anolift: a new way to treat the rectal prolapse and hemorrhoids P. Giordano - 20'
- HeLP and HeLPexx: when laser can be useful for treating hemorrhoids P. Giamundo - 20'
- Delorme's procedure G. Naldini - 20'
- Altemeier's procedure P. Giordano - 20'
- Ventral Rectopexy and its variations G. Santoro - 20'
- Proposed flowchart for management of three-compartmental pelvic organ prolapse G. Naldini - 20'
- TEO and TAMIS procedures A. D'Urso - 20'

OPEN DISCUSSION

06.30 am END OF SESSION

08.00 pm **Dinner in honor of participants**
Brasserie LES HARAS – 23 rue des Glacières – Strasbourg

Friday, March 13 - 2026

07.45 am Welcome - Evaluation of the previous day

08.00 am HANDS-ON SESSION ON PELVIC TRAINER, LIVE TISSUE & MODELS

PRE-LAB SESSION – Description of procedures (in auditorium)

*P. Meinero
A. Forgione*

Trainers: *Faculty and local trainers – Rotation per table*

- Laparoscopic ventral rectopexy
- Video- Assisted Anal Fistula Treatment (VAAFT)
- Endoscopic Pilonidal Sinus Treatment (EPSiT).
- Autologous Dermis Flap (ADF) for closing internal opening of anal fistula
- FiLaC procedure for anal fistula
- SiLaC for pilonidal disease
- LIFT procedure and its variation

01.00 am LUNCH

PRE-LAB SESSION – Description of procedures (in auditorium)

*P. Meinero
A. Forgione*

02.00 pm HANDS-ON SESSION ON PELVIC TRAINER, LIVE TISSUE & MODELS

Trainers: *Faculty and local trainers – Rotation per table*

- TEO procedure
- Sphinkeeper for fecal incontinence
- Anolift
- Anal sphincter repair
- Stapled prolassectomy
- Handling rectal prolapse suspension
- HR Station and HRA Station: new technology serving the Colorectal Surgeon

**06.00 pm END OF THE COURSE
DELIVERY OF CERTIFICATES OF ATTENDANCE**







BRING AN **IRCAD** **SOUVENIR** **BACK HOME!**

ONLY AVAILABLE IN **CLICK & COLLECT**



ORDER ON:

 shop.ircad.fr

-  **1. Scan the QR code**
& visit the e-shop
-  **2. Select your items**
& add them to your cart
-  **3. Choose payment method**
(cash or credit card)
-  **4. Collect your items**
at the front desk

